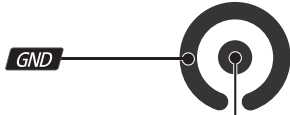


ETHERNET PINOUT

7-12V Depending on current drawn



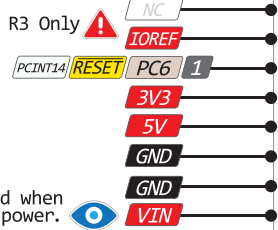
VIN 2.1mm

Absolute MAX per pin 40mA recommended 20mA

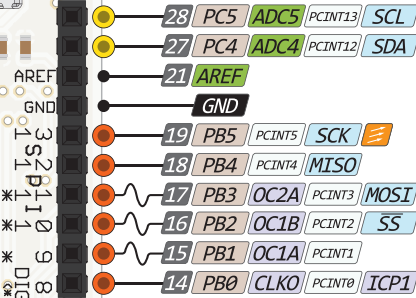
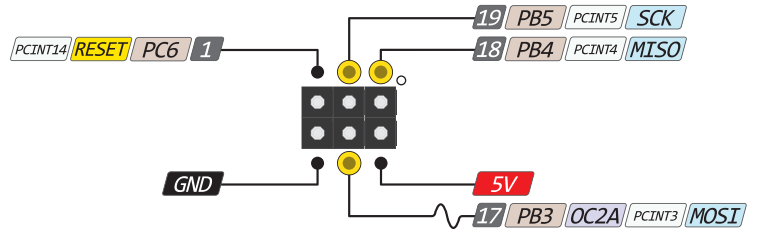
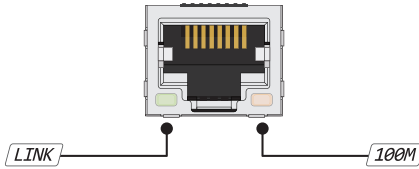
Absolute MAX 200mA for entire package

IOREF provides a logic reference voltage for shields that use it. It is connected to the 5V bus.

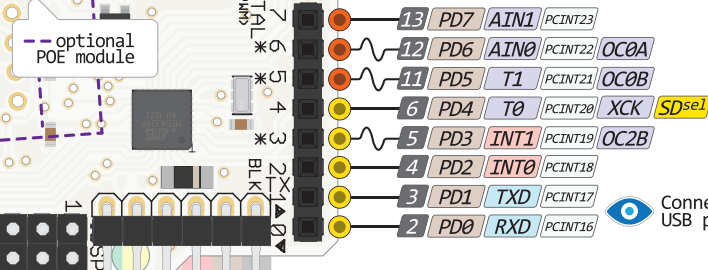
R3 Only



The input voltage to the board when it is running from external power. Not USB bus power.



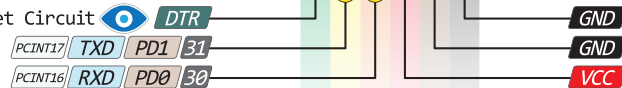
R3 Only



Connected to the ATmega and used for USB program and communicating with it

SD Card reader

Connected to Reset Circuit



FTDI Connector

- Power
- GND
- Serial Pin
- Analog Pin
- Control
- INT
- Physical Pin
- Port Pin
- Pin function
- Interrupt Pin
- PWM Pin
- Port Power

The power sum for each pin's group should not exceed 100mA



www.bq.com



05 AUG 2014
ver 1 rev 0